

# Window Treatment Elevation + Section View

Specifications

Scale: NTS



Typical Guestroom Window Treatments  
 Comfort Inn - **City Scheme** (Inside Mount)



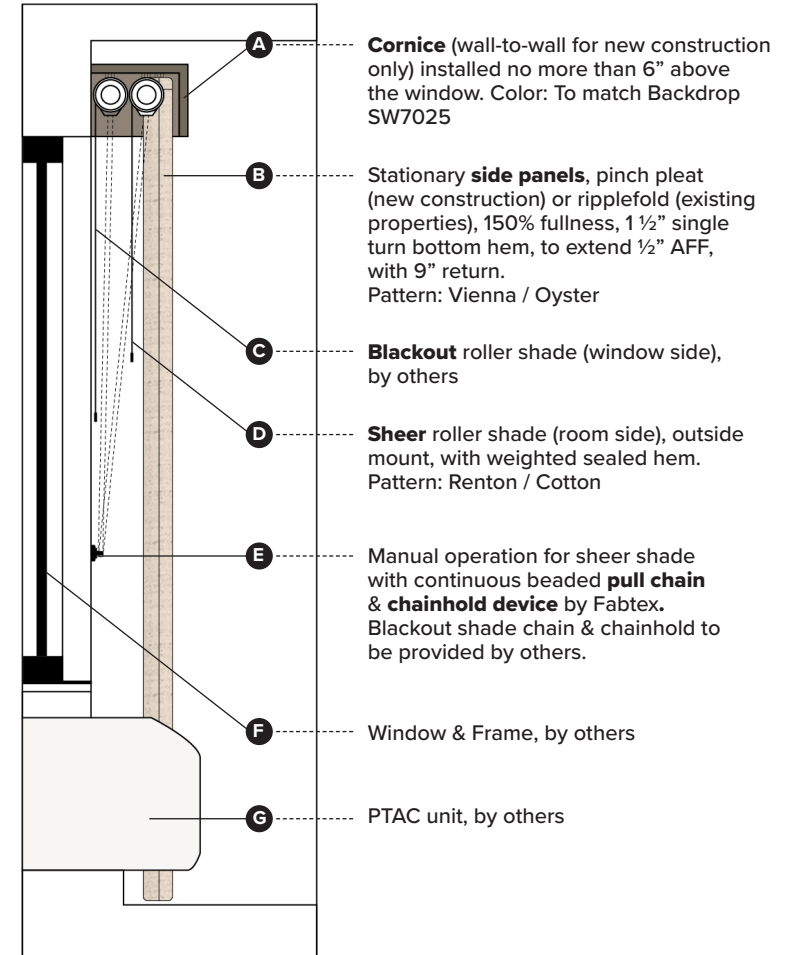
**PRODUCT DISCLAIMER:** Fabtex is a manufacturer of commercial products that require installation by a licensed contractor. All information shown is for schematic purposes and to aid coordination amongst trades. All wiring, connections, means and methods is to be performed by others in strict adherence with all federal, state and local building codes.

**CONFIDENTIAL:** All materials disclosed in this document are proprietary to Fabtex, Inc. The holder agrees to maintain it in confidence and must not replicate or reveal this information in any manner.

For Reno properties that do not require cornice, side panels should be installed at top of window with inside mount dual roller system.



Date: Feb 3, 2025



# Window Treatment Elevation + Section View

Specifications

Scale: NTS



Typical Guestroom Window Treatments  
 Comfort Inn - **City Scheme** (Outside Mount)



**PRODUCT DISCLAIMER:** Fabtex is a manufacturer of commercial products that require installation by a licensed contractor. All information shown is for schematic purposes and to aid coordination amongst trades. All wiring, connections, means and methods is to be performed by others in strict adherence with all federal, state and local building codes.

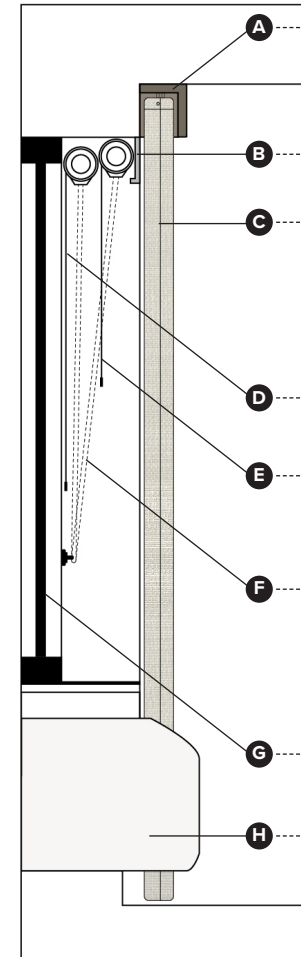
**CONFIDENTIAL:** All materials disclosed in this document are proprietary to Fabtex, Inc. The holder agrees to maintain it in confidence and must not replicate or reveal this information in any manner.

For Reno properties in which the window depth cannot accommodate an Inside Mount dual roller system, an Outside Mount system is required with cornice, installed no more than 6" above the window.



Date: Feb 3, 2025





- A**----- **Cornice** (wall-to-wall for new construction only) installed no more than 6" above the window. Color: To match Backdrop SW7025
- B**----- Aluminum gray **fascia**
- C**----- Stationary **side panels**, pinch pleat (new construction) or ripplefold (existing properties), 150% fullness, 1 1/2" single turn bottom hem, to extend 1/2" AFF, with 9" return. Pattern: Sandhill / Linen
- D**----- **Blackout** roller shade (window side), by others
- E**----- **Sheer** roller shade (room side), inside mount, with weighted sealed hem. Pattern: Renton / Cotton
- F**----- Manual operation for sheer shade with continuous beaded **pull chain & chainhold device** by Fabtex. Blackout shade chain & chainhold to be provided by others.
- G**----- Window & Frame, by others
- H**----- PTAC unit, by others

# Window Treatment Elevation + Section View

Specifications

Scale: NTS



Typical Guestroom Window Treatments  
 Comfort Inn - **Sea Scheme** (Inside Mount)



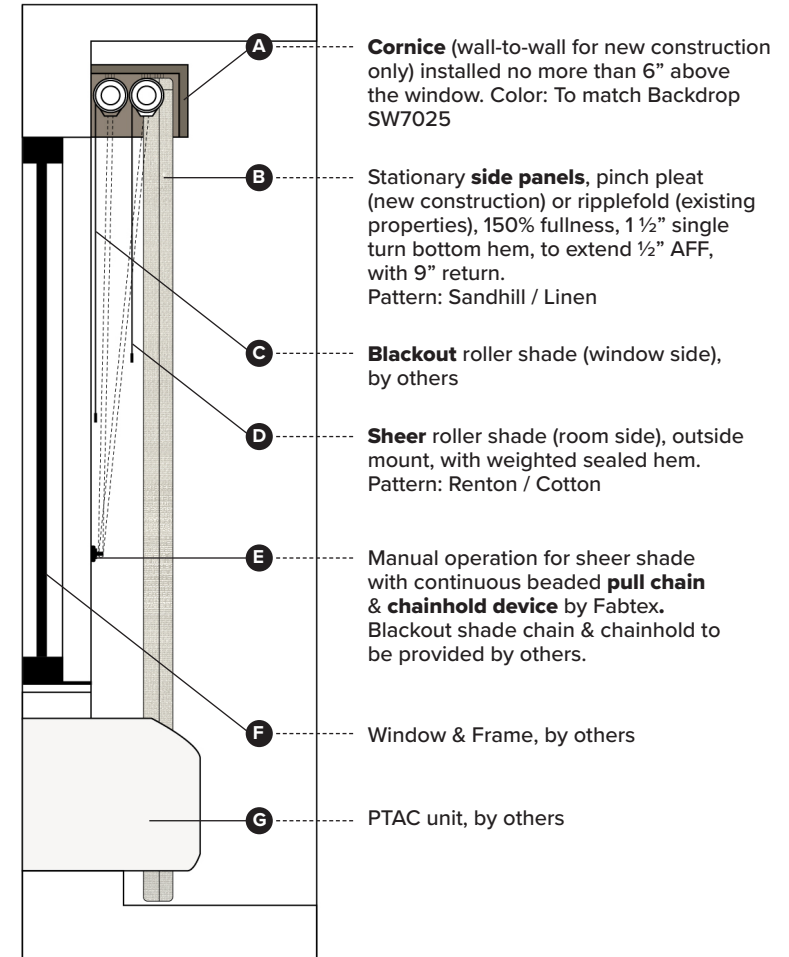
**PRODUCT DISCLAIMER:** Fabtex is a manufacturer of commercial products that require installation by a licensed contractor. All information shown is for schematic purposes and to aid coordination amongst trades. All wiring, connections, means and methods is to be performed by others in strict adherence with all federal, state and local building codes.

**CONFIDENTIAL:** All materials disclosed in this document are proprietary to Fabtex, Inc. The holder agrees to maintain it in confidence and must not replicate or reveal this information in any manner.

For Reno properties that do not require cornice, side panels should be installed at top of window with inside mount dual roller system.



Date: Feb 3, 2025



# Window Treatment Elevation + Section View

Specifications

Scale: NTS



Typical Guestroom Window Treatments  
 Comfort Inn - **Sea Scheme** (Outside Mount)



**PRODUCT DISCLAIMER:** Fabtex is a manufacturer of commercial products that require installation by a licensed contractor. All information shown is for schematic purposes and to aid coordination amongst trades. All wiring, connections, means and methods is to be performed by others in strict adherence with all federal, state and local building codes.

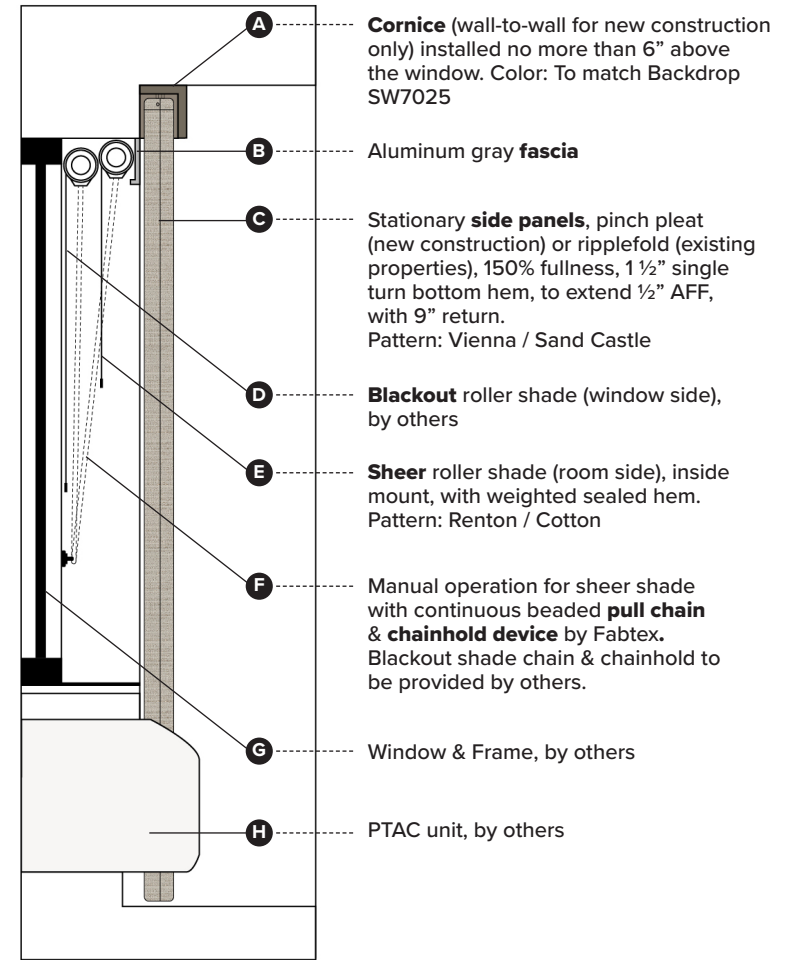

**CONFIDENTIAL:** All materials disclosed in this document are proprietary to Fabtex, Inc. The holder agrees to maintain it in confidence and must not replicate or reveal this information in any manner.

For Reno properties in which the window depth cannot accommodate an Inside Mount dual roller system, an Outside Mount system is required with cornice, installed no more than 6" above the window.



Date: Feb 3, 2025





# Window Treatment Elevation + Section View

Specifications

Scale: NTS



Typical Guestroom Window Treatments  
 Comfort Inn - **Sun Scheme** (Inside Mount)



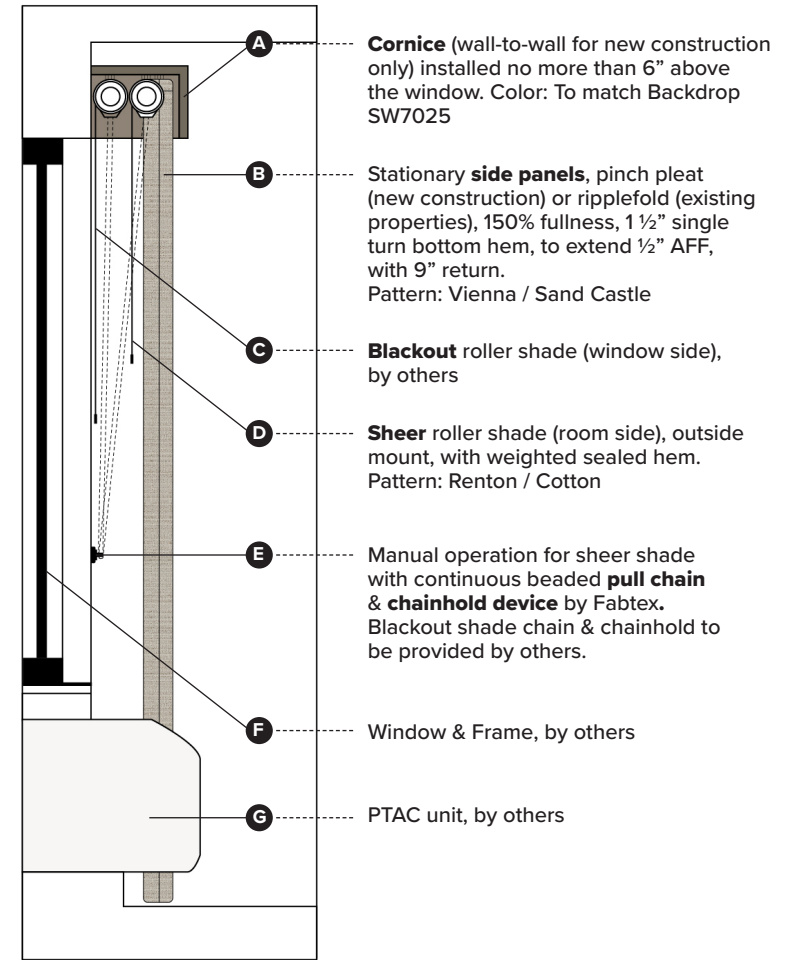
**PRODUCT DISCLAIMER:** Fabtex is a manufacturer of commercial products that require installation by a licensed contractor. All information shown is for schematic purposes and to aid coordination amongst trades. All wiring, connections, means and methods is to be performed by others in strict adherence with all federal, state and local building codes.

**CONFIDENTIAL:** All materials disclosed in this document are proprietary to Fabtex, Inc. The holder agrees to maintain it in confidence and must not replicate or reveal this information in any manner.

For Reno properties that do not require cornice, side panels should be installed at top of window with inside mount dual roller system.



Date: Feb 3, 2025



# Window Treatment Elevation + Section View

Specifications

Scale: NTS



Typical Guestroom Window Treatments  
 Comfort Inn - **Sun Scheme** (Outside Mount)



**PRODUCT DISCLAIMER:** Fabtex is a manufacturer of commercial products that require installation by a licensed contractor. All information shown is for schematic purposes and to aid coordination amongst trades. All wiring, connections, means and methods is to be performed by others in strict adherence with all federal, state and local building codes.

**CONFIDENTIAL:** All materials disclosed in this document are proprietary to Fabtex, Inc. The holder agrees to maintain it in confidence and must not replicate or reveal this information in any manner.

For Reno properties in which the window depth cannot accommodate an Inside Mount dual roller system, an Outside Mount system is required with cornice, installed no more than 6" above the window.



Date: Feb 3, 2025





- A** ----- Aluminum gray **fascia**.
- B** ----- **Sheer** roller shade, inside mount, with weighted sealed hem. Finished length to be 4" longer than the inside height of the window.  
Pattern: Renton / Cotton
- C** ----- Manual operation for sheer shade with continuous beaded **pull chain & chainhold device**.
- D** ----- Window & Frame, by others

## Window Treatment Elevation + Section View

Specifications #BR-100A - Breakfast Room #LBY-100A - Lobby  
 #COR-100A - Corridor #OFF-100A - BOH:Offices  
 #EX-100A - Fitness Center

Scale: NTS



Public Area Window Treatments  
 Comfort Inn - **City Scheme** (Inside Mount)



**PRODUCT DISCLAIMER:** Fabtex is a manufacturer of commercial products that require installation by a licensed contractor. All information shown is for schematic purposes and to aid coordination amongst trades. All wiring, connections, means and methods is to be performed by others in strict adherence with all federal, state and local building codes.

**CONFIDENTIAL:** All materials disclosed in this document are proprietary to Fabtex, Inc. The holder agrees to maintain it in confidence and must not replicate or reveal this information in any manner.



Date: Feb 3, 2025



- A** ----- Aluminum gray **fascia**.
- B** ----- **Sheer** roller shade, inside mount, with weighted sealed hem. Finished length to be 4" longer than the inside height of the window.  
Pattern: RS Spectra / Beige
- C** ----- Manual operation for sheer shade with continuous beaded **pull chain & chainhold device**.
- D** ----- Window & Frame, by others

## Window Treatment Elevation + Section View

Specifications #BR-100B - Breakfast Room #LBY-100B - Lobby  
 #COR-100B - Corridor #OFF-100B - BOH:Offices  
 #EX-100B - Fitness Center

Scale: NTS



Public Area Window Treatments  
 Comfort Inn - **Sea Scheme** (Inside Mount)



**PRODUCT DISCLAIMER:** Fabtex is a manufacturer of commercial products that require installation by a licensed contractor. All information shown is for schematic purposes and to aid coordination amongst trades. All wiring, connections, means and methods is to be performed by others in strict adherence with all federal, state and local building codes.

**CONFIDENTIAL:** All materials disclosed in this document are proprietary to Fabtex, Inc. The holder agrees to maintain it in confidence and must not replicate or reveal this information in any manner.



Date: Feb 3, 2025





- A** ----- Aluminum gray **fascia**.
- B** ----- **Sheer** roller shade, inside mount, with weighted sealed hem. Finished length to be 4" longer than the inside height of the window.  
Pattern: RS Spectra / Light Grey
- C** ----- Manual operation for sheer shade with continuous beaded **pull chain & chainhold device**.
- D** ----- Window & Frame, by others

## Window Treatment Elevation + Section View

Specifications #BR-100C - Breakfast Room #LBY-100C - Lobby  
 #COR-100C - Corridor #OFF-100C - BOH:Offices  
 #EX-100C - Fitness Center

Scale: NTS



Public Area Window Treatments  
 Comfort Inn - **Sun Scheme** (Inside Mount)



**PRODUCT DISCLAIMER:** Fabtex is a manufacturer of commercial products that require installation by a licensed contractor. All information shown is for schematic purposes and to aid coordination amongst trades. All wiring, connections, means and methods is to be performed by others in strict adherence with all federal, state and local building codes.

**CONFIDENTIAL:** All materials disclosed in this document are proprietary to Fabtex, Inc. The holder agrees to maintain it in confidence and must not replicate or reveal this information in any manner.



Date: Feb 3, 2025