

Top Treatments

Choose from wood or upholstered options to help conceal hardware and create a seamless window finish that blends with the room. Add in fabric combinations, banding options, and piping capabilities and the design possibilities are endless.



Cornice Boxes

Adds architectural interest and makes the ceiling appear higher while hiding wall imperfections and blocking light around the top edge of the treatment. Cornices can be boxy or have squares cut into the bottom edge.

Valances

They function similarly as cornice boxes but with a more delicate finish. With a soft and flowing treatment, valances are hung from exposed or concealed rods or mounted on a board attached to a wall with L-brackets.



Specifications — Customizable sizes depending on requirements

Cornice Boxes

Types

- Upholstered
- Wood laminate
- Painted wood


Construction

For upholstered: constructed of wood and padded with polyester fiberfill. Solid and nondirectional fabrics will be railroaded to eliminate seams. Matching 1/4" welting is standard at top and bottom edges.


Mounting

- Wall-mounted: Full header (dust cap) is standard
- Ceiling-mounted: Rods mounted into dust cap. A reduced header (1 x 2 board) is often used when rods are mounted directly to the ceiling.


Styles



Straight



One Step Shaped



Two Step Shaped

Valances

Board Mount

Wall-mounted: pinch pleated or rod pocketed to allow the use of valance and/or drapery rodding. If wall-mounted with a board, a dust cap is needed to minimize light leakage.

Ceiling-mounted: 1" x 2" covered board with the valance either stapled to the board or attached with velcro.

Lining

Normally self-lined; Otherwise, lined with blackout lining

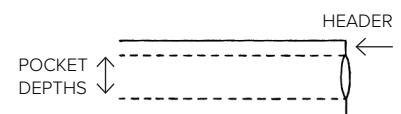
Header

Custom depending on requirements

Valance Rods

Approximately 3/4" in depth

ROD	ROD DEPTH	POCKET DEPTH
SASH	1/4" - 3/4"	1" - 1 1/2"
CURTAIN	3/4"	1 1/2"



Styles



Box Pleat



Straight



Tailored